

Headquarters  
Chief Engineer  
Project Dantak  
PIN-931708  
C/o 99 APO

30003/DTK/19TF/ENQ-36/E3ES

28 Dec 2023

**FOR ATTENTION OF ALL BIDDERS**

There is an important instruction regarding place of submission of Bid due to restricted movement of goods and services across the border, in view of page No 7 of this RFP, amending the clause 2 of this RFP to that Extent.

**Appendices**

A	:	List of Stores	D	:	EMD Bank Guarantee Format
B	:	Technical Bid ('T' Bid)	E	:	Performance Bank Guarantee Format
C	:	Price Bid ('Q' Bid)	F	:	Format of Certificate of Acceptance

**INVITATION OF QUOTATION FOR SUPPLY OF CAT 'B' STORES**

Dear Sir/Madam,

**INVITATION OF QUOTATION.**

1. This Project requires stores as per Appendix 'A' accordingly invites **OTE** for the purpose. **The RFP can be downloaded from CPP Website: <https://eprocure.gov.in/epublish/app>. The consignor can submit their offer by downloading the enquiries and sending it by Speed Post/Courier/Hand.**

2. Quotations are invited in physical form containing 'T'-Bid (Technical bid) as per Appx 'B' and 'Q'-Bid (Price Bid) as per Appx 'C' for the above items. Please note that quotation will be received by the **Headquarters Chief Engineer (P) Dantak, C/o 99 APO** upto 1700 Hrs (BST) on **17 Jan 2024**. 'T'-Bid will be opened on **22 Jan 2024** at 1200 Hrs (BST). After opening of 'T'-Bid and its evaluation 'Q'-Bid will be opened for the successful bidders.

3. Firms or their duly authorized representative who have submitted their quotation and who wish to be present at the time of opening of quotation may visit the office of **Headquarters Chief Engineer (P) Dantak, C/o 99 APO** at the above mentioned time and date for viewing the quotation opening process.

4. Bidding procedure shall be single stage-two bid system and bid documents are to be prepared in two parts as under:-

Part-I (Technical Bid) : ('T' Bid) at Appendix 'B'.  
Part-II (Price Bid) : ('Q' Bid) at Appendix 'C'.

5. **Part-I Technical Bid ('T' Bid).**

5.1. The technical bid comprising of the following details shall be forwarded in a separate envelope by the Manufacture/Authorized Dealer/ consignor duly mentioning the Name of the firm, Enquiry reference and date of opening etc on top of the envelope.

(a) Details such as Name of firm, Address Contact number GSTIN number, Email, PAN No and other Registration details with HQ DGBR / Project Dantak / Any other BRO Project / Ministry of Defence Govt of India / Govt of Bhutan as per format enclosed at Appendix 'B' to the enquiry be provided. Original Manufacturers, PSUs and consignor enlisted with Central Purchase Organization and National Small Industries Corporation also to provide details of their registration in Appendix 'B'.

(b) In case, if the firm is NOT enlisted / Registered with HQ DGBR or Project Dantak as a registered contractor/ consignor or with Ministry of Defence Govt of India or Govt of Bhutan or CPO or NSIC & **Micro, Small and Medium Enterprises (MSMEs)**, then details of EMD alongwith original copy of EMD be provided as per Ser No 9 of Appx 'B'. PSUs, Original Manufacturers, Original Manufacturers of **Bhutan/India** registered with Dantak/ HQ DGBR/ RGoB are exempted from submission of EMD on producing of necessary document/ certificates, in this regard.

(c) Firm/ Consignor should have completed minimum one supply order of similar items to any Govt agency/BRO projects for last seven financial years. Copy of such supply order to be mandatorily enclosed with 'T' Bid failing which the firm will not be considered for opening of 'Q' Bid. **Firms enlisted with Project Dantak for supply of same items need not to submit the copy of supply order of similar items.**

## 5.2 Eligibility Criteria for Technical Evaluation

5.2.1 The manufacturers/ consignor who have submitted the following documents in their 'T' Bid will only be eligible technically and for opening of their 'Q' Bid:-

(a) Fulfillment of criteria & submission of documents as laid down at Para 5.1.

(b) **Complete details as per Appendix 'B' of enquiry.**

(c) Enlistment / Registration details with HQ DGBR/ Project Dantak / Ministry of Defence, GoI/ Govt of Bhutan/CPO/NSIC be clearly mentioned or EMD be submitted by non enlisted/non registered firms.

(d) Original manufacturers of **Bhutan/India** will have to submit EMD in case if they are not enlisted/ registered with HQ DGBR/Project Dantak or Government of Bhutan.

5.3. The bidder should meet all the technical evaluation criteria in order that the bid is considered to be technically responsive and the bidder qualifying to have its commercial bid opened.

## 6. Part-II Price Bid ('Q' Bid).

6.1 The price bid ('Q' Bid) shall be forwarded in a separate envelope by the Manufacturer/ Authorized Dealer/ Consignor duly mentioning the name of the firm, Enquiry reference and date of opening on top of the envelope.

6.2. **Part-II Price Bids ('Q' Bid). Price Bid shall be quoted by bidder as per the format attached as Appendix 'C'.**

6.3. **'Q'-Bid evaluation.** Price Bid of non qualified bidders, based on evaluation of 'T' Bid, will not be opened.

6.4 Price Bids shall only be furnished in attached format forming part of the bid documents.

7. 'T' Bid and 'Q' Bid be submitted in two separate envelopes duly superscribed and both these sealed covers are to be put in a bigger cover which should be sealed and duly superscribed. Consignor/ bidders who offer the Enquiry documents of 'T' Bid and 'Q' Bid in a single envelope will be rejected. On top of both 'T' Bid and 'Q' Bid, details such as Name of Manufacturer/ Consignor of the items, Enquiry Reference and date of opening etc will be mentioned clearly.

8. No conditional offer other than conditions mentioned above will be entertained.

9. All necessary licenses, consents and permissions for import/ export from Govt/Semi Govt/ Civic agencies in India & Bhutan for the performance of obligations under this supply orders shall be arranged by the seller/ consignor.

10. The supplier/ consignor shall provide and pay for usage of labour, utilities, transportation and other miscellaneous services necessary for proper execution and completion of supply order at the designated FOR.

11. The complete expenses on preparation and submission of quotation shall be borne by the firms and it shall have no claim on this account.

## **Earnest Money and Security Deposit.**

12. Manufacturer/Firms who are NOT enlisted as per Para 5.1 (b) of this RFP will have to submit Earnest Money of Amount in **Rs 1,32,800/-** (Rupees One Lakh Thirty Two Thousand Eight Hundred Only) in the form of fixed Deposit receipt, or Bank guarantee from any of the commercial banks drawn in favour of Chief Engineer, Project Dantak payable at SBI Hasimara having validity/maturity period of Six Months and will be enclosed with Technical Bid. Earnest Money of un-successful firms/ Consignor shall be returned to them immediately on placing of Supply Order. Format of EMD as per Appendix 'D' enclosed. **The MSME companies having valid Udyog Aadhar Number, the EMD exemption as per DPM will be applicable.**

**13. Performance Bank Guarantee.** Performance Bank Guarantee in the form of Bank Guarantee should be submitted by your firm @ 5% of the value of Supply Order amount within 30 days of receipt of the Supply Order, to HQ 19 BRTF, Phuentsholing. The Fixed Deposit Receipt or Bank Guarantee Bond be prepared having validity/maturity period of sixty days beyond the date of completion of all contractual obligations of the supplier including warranty obligation (Ref Rule-171 of GFR 2017). The PBG should be drawn in favour of HQ 19 BRTF payable at SBI, Hasimara. On receipt of Performance Bank Guarantee, the EMD will be returned to the firm. The Performance Bank Guarantee will be released after one month of release of completed payment against the supply order. If required, the extension of validity of Performance Bank Guarantee will be sought accordingly. Format of Performance Bank Guarantee as per Appendix 'E' enclosed.

(a) **Clause for Evaluation of L1.** To determine the L1, the quoted rates of consignor who have been found technically "Substantially Responsive". 'Q' Bid shall be evaluated as under:-

(i) Ranking of the commercial bid will be based on the lowest cost of each total items which will comprise of Basic Cost of item, Freight insurance, except levies, Taxes and Duties levied by Central/State Local Govts such as Octroi/Entry Tax, etc as quoted by the Bidder in his 'Q' Bid. All these elements shall mandatorily be indicated separately.

(ii) Any Taxes and Duties not mentioned clearly in 'Q'-Bid will not be counted and the Bidder shall not have any claim on account of such omissions on his part.

(iii) **GST/Sales Tax are not applicable for Project Dantak.** Sales tax exemption certificate will be issued to consignor. For any query regarding exemption of GST on import of goods and services from India to Bhutan, kindly refer to the following websites for detail information.

(aa) [www.cbec.gov.in//htdocs-cbec/gst/index](http://www.cbec.gov.in//htdocs-cbec/gst/index).

(ab) [www.cbec.gov.in/resources//htdocs-cbec/gst/notfctn-42-igst-rate-english.pdf](http://www.cbec.gov.in/resources//htdocs-cbec/gst/notfctn-42-igst-rate-english.pdf).

(ac) [www.cbec.gov.in/resources//htdocs-cbec/gst/notfctn-300CGST-rate-english.pdf](http://www.cbec.gov.in/resources//htdocs-cbec/gst/notfctn-300CGST-rate-english.pdf).

(iv) **For Indian Consignor Only.** As supply to Project Dantak located outside India, no GST is applicable. Indian consignor / Bidder shall attach undertaking certificate as per the following format mandatorily :-

#### **UNDERTAKING CERTIFICATE**

"It is certified that the goods / materials given in the Enquiry No 30003 /DTK/19TF/Enq- /E3ES dt \_\_\_\_\_ 2023 of HQ CE (P) Dantak will be supplied by me / our firm as export and for use in Bhutan. It is declared that no GST cost has been included by me in the rates quoted in above mentioned enquiry".

Signature with date :

Name of the bidder :

Name of firm with address :

(v) Certificate on account of GST as per Rule No 16 (1) of IGST Act 2017 will be issued on receipt of stores as format of certificate is as given under:-

**GST : ZERO RATED SUPPLY CERTIFICATE**

1. It is certified that the goods supplied by your firm against SO No 30003/DTK/19TF/SO.... (E3ES dated      2023 for the cost of Rs     )- (Rupees      only) is a zero rated supply as per **GST Rule No 16 (1)** of **IGST Act 2017** as the goods were supplied as an export and to be used in Bhutan by this Project.

2. It is further certified that no amount was paid to your firm by this Project on account of GST

Consignee Unit

(b) **Force Majeure Clause.** Should any force majeure circumstance arise, each of the contracting, party shall be excused for the non fulfillment or for the delayed fulfillment of any of its contractual obligations, if the affected party within **14 days** of its occurrence informs in a written form the other party. Force majeure shall mean fires, floods, natural disasters or other acts such as war, turmoil, strikes, sabotage explosions, and quarantine restriction beyond the control of either party. **In the event of either party being rendered unable by Force Majeure to perform any obligations required to be performed by them under the purchase order the relative obligations of the party affected by such force majeure shall upon notification to the other party be suspended for the period during which force majeure event lasts. The cost and loss sustained by the either party shall be borne by the respective parties. If the force majeure conditions persist for a period exceeding 90 days the Purchaser reserves the right to cancel the purchase order in full or in part.**

**Consignee, Delivery & Delivery Period.**

14. Supply will have to be completed within **90 days** from the date of effect of supply order. The stores are required to be delivered as per Appendix 'A' attached to this enquiry to the **consignee unit 504 SS&TC (GREF), Phuentsholing, Bhutan.** The responsibility for loading and unloading of stores including transit loss shall rest with the consignor. The firm who are unable to supply the desired items within original delivery period due to any reason and are contemplating/seeking extension of original delivery period must send their request by email giving detailed reason for seeking original delivery period extension and the request should reach seven clear working days before expiring of original delivery period failing which the supply order will be considered to be terminated and firm will be responsible for the same.

**Discount.**

15. Discount, if any, offered thereon shall be clearly specified.

**Price Adjustment.**

16. No adjustment in the rates after the date of opening of the quotation on account of any increase/decrease in the cost of input or on account of any statutory increase in any taxes or duty is admissible.

17. Prices. All the rates/prices mentioned in the purchase order shall remain firm throughout the delivery/ shipment of the goods/ performance of the services. Price escalation on any score whatsoever will NOT be entertained.

**Manufacturer/Authorized Consignor /Distributor.**

18. In case your firm is an original manufacturer of the product or an authorized consignor/ distributor, a certificate to this effect shall be enclosed alongwith product catalogue and company price list, Discount, if any offered thereon shall be specified clearly. If the product is proprietary in nature, certificate to this effect that the firm is sole manufacturer/ consignor /distributor of the product shall be enclosed with the offer.

**Freight/ Warranty**

19. **Freight.** Packaging and freight will be complete responsibility of the consignor. Damages/ losses in transit shall be the responsibility of the consignor upto the delivery location specified by the respective consignees. No Defence vehicles will be provided to transport the stores. Stores will be securely packed without any additional cost to the Govt to avoid losses or damages during transit so as to reach this consignee, in perfect serviceable and fit for use condition. The consignor shall remain responsible for adequacy of packages during transit. The packages shall be marked with the Supply order and other necessary details for easy identification at the consignee's end. The consignor will be responsible for unloading at FOR and to ensure that the stores are delivered in sound condition without any damage.

20. **Warranty/Guarantee.** The stores supplied against the supply order shall bear a warranty against defective materials for a period of Two years or as specified by the company/ consignor/firm (whichever is higher) from the date of completion of the supply order. In case of manufacturing failure or defect in any component within the warranty period, the consignee shall inform the consignor for joint inspection. Within a period of one week of the receipt of such information, the rejected material shall be removed and replaced by the consignor at the site at his own expense and no extra payment shall be made on this account. All stores to be supplied should be free from all defects and faults in material workmanship and manufacture. They should be of the highest grade and consistent with the established and generally accepted standards for material of the type used and in full conformity with the specifications, drawings or samples and shall, if operable, operate properly. The Consignor shall be bound to furnish a clear written warranty regarding the same. In the event of the ultimate consignee in Bhutan not finding the stores in accordance with the order, the Consignor will be required to replace them free of cost inclusive of all freight and handling charges. Such replacement will be done within ninety days to the claim report raised by the Consignee. These standard conditions will also apply in respect of replaced stores.

**TERMINATION OF PURCHASE ORDER**

21. **Termination for Non-performance.** The Purchaser without prejudice to any other remedy for breach of purchase order, by giving a written notice for non-performance to the Seller/consignor, may terminate the purchase order in whole or in part for following reasons:-

- (a) When the supplier fails to honour any part of the supply order including failure to deliver the supply order stores/ render services in time.
- (b) When the contractor is found to have made any false or fraudulent declaration or statement to get the supply order or he is found to be indulging in unethical or unfair trade practices.
- (c) When both parties mutually agree to terminate the supply order.
- (d) When the item offered by the supplier repeatedly fails in the inspection and/or the supplier is not in a position to either rectify the defects or offer items conforming to the stores quality standards.
- (e) Any special circumstances, which must be recorded to justify the cancellation or termination of a supply order.
- (f) If the Seller/ consignor, in the either of the above condition, does not cure his failure within a stipulated period of 30 days (or such a longer period may authorize by the Purchaser in writing) after receipt of notice of non-performance form the Purchaser.

**Contact Address.**

22. For any further information/clarification on the subject the following Officer may be contacted during the office hours (i.e. 0830 Hrs to 1700 Hrs BST except Sunday/Holidays):-

SO-1 (Res)  
Headquarters  
Chief Engineer  
Project Dantak  
Tele No .009752351082/86/88  
FAX No . 009752351285

23. The accepting officer does not bind himself to accept the lowest quotation or any other quotation and reserves the right to accept or reject any of the quotation either in part or in full without assigning any reasons what so ever thereto.
24. No purchase against this enquiry is guaranteed.
25. The quantities of stores given is/are guidelines and may be enhanced or decreased upto +/- 25% according to our requirement at the time of placing of supply order.
26. Quotation received after the expiry of time and date specified in **Para 02** above will not be entertained.
27. Payment will be made on receipt of stores in full as there is no provision for making advance payment. **Part payment will be applicable in case supply order more than Ten Lakh.**
28. **Repeat Order Clause.** The Consignee may order upto 50% qty of SO within six months from the date of successful completion of the supply against this contract and at the same cost, terms and conditions of the contract. The Consignor is bound to supply the material.
29. **Sample Approval** If desired by consignor, the firm shall produce one sample of the item for approval to the consignee within 20 days of this Supply Order only the approved samples will be supplied in bulk as per the quantity given in Supply Order. Samples may be approved by producing actual samples or through a catalogue of desired make as per SO.
30. **Inspection** The stores supplied may be inspected by the BOO detailed by the CFA or his authorized rep at time of delivery and should be strictly according to the specifications provided in the supply order. In case the items are found not according to specifications/satisfaction of the Inspecting Officer, the stores are liable to be rejected and will have to be replaced **within 30 days** without any additional cost by the consignor /firms.
31. **LD** The consignor shall be liable to pay liquidated damages and not as a penalty, a sum equivalent to ½% (Half Percent) of the contract/supply order price per week of delay or part thereof. The consignor liability of liquidated damages shall not exceed maximum of 10% (Ten percent) of the contract price. If the delivery is delayed beyond 10 weeks, the consignee may at his own option, terminate the contract / supply order.
32. **Validity** The rates should be valid for 120 days wef the date of submission of the offer.
33. Items should be of same Make/Brand as mentioned in the appendix attached.
34. Mentioning of GSTIN Nos and quoting rates in words is compulsory, without which enquiry will not be considered for placing supply order. Clear description/specification of items is also mandatory.
35. Rates be quoted for items as per specification in enquiry only.
36. **EMD/PBG. IN CASE OF NO SUPPLY OF STORES AGAINST THIS SUPPLY ORDER, THEN EMD/ PERFORMANCE BANK GUARANTEE WILL BE SEIZED THE CONTRACT AMOUNTING AUTHORITY/CONSIGNEE/HQ CE (P) DANTAK.**
37. Acceptance certificate forward to HQ CE (P) Dantak against this enquiry Supply Order No 30003/DTK/19TF/SO- /E3ES dated \_\_\_ Dec 2023. Format **as per Appendix 'F'**.
38. **PERFORMA INVOICE. ALL INDIAN VENDOR/FIRM/CONSIGNOR ON RECEIPT OF SUPPLY ORDER TO IMMEDIATELY PREPARE A "PERFORMA INVOICE" OF ITEMS AND SUBMIT THIS HQ BY EMAIL WITHIN TWO DAYS. THIS SHALL FACILITATE DANTAK OBTAIN BHUTAN SALES TAX EXEMPTION CERTIFICATE FROM HEAD OFFICE, REGIONAL REVENUE & CUSTOMS OFFICE, THIMPHU (BHUTAN). THIS IS NOT APPLICABLE FOR REGIONAL BHUTANESE FIRMS/VENDORS/SUPPLIERS.**

Contd.....7/-

39. In addition to the existing facility/provision of receiving bids at HQ CE (P) Dantak and as mentioned in clause 2 of this RFP, a facility has been created on Indian side border town of Jaigaon to facilitate submission of bids by Indian Bidders due to restricted movement of goods and services across the Indo-Bhutan borders. The bidders can exercise following option and address:-

(a) **Existing facility at HQ CE (P) Dantak Thimphu:-**

(i) **If sending bids by post:-**

HQ CE (P) Dantak  
PIN - 931 708  
C/o 99 APO

(ii) **Manual Submission** - Dropping of bids in tender Box kept in HQ CE (P) Dantak premises.

(b) **Additional facility at Jaigaon:-**

(i) **If sending bids by post:-**

OIC Liaison Cell  
Supervisor Mess, HQ 19 BRTF (GREF)  
Jaigaon (W.B.)  
PIN - 736 182  
Contact details/ Phone No - 9970889254

(ii) **Manual submission:-**


Submit the bid documents to the OIC liaison Cell at Jaigaon.  
Address:-

OIC Liaison Cell  
Supervisor Mess, HQ 19 BRTF (GREF)  
Jaigaon (W.B.)  
PIN - 736 182  
Contact details/ Phone No - 9970889254

**Please take acknowledgement from OIC Liaison Cell in case of manual submission at Jaigaon**

**Note:-** Last date and time for submission of bids will be same for both the location and bids from both the places will be collected and opened on fixed date by the nominated BOO at HQ CE (P) Dantak.

Your's faithfully,



(APS Chauhan)  
Lt Col  
SO-1 (Res)  
for Chief Engineer

Contd.....8/-

LIST OF STORESHQ CE (P) Dantak Eng No 30003/DTK/19TF/ENO-36/ESES dt 28 Dec 2023

Ser No	Nomenclature	A/U	Qty
<b>504 SS&amp;TC (GREF), Phuentsholing, Bhutan</b>			
1	<b>Auto Electric Test Bench</b> Instrumentation: 3 independent ammeters - 0-200 amps DC, (For Alternator, Starter and Battery) 1 common voltmeter - 0-100 V DC <b>Drive:</b> 5Hp, 1440 RPM 3Phase foot-mounted induction motor Protected with Circuit Motors <b>Protection:</b> Main MCB Complete Test Bench protection Built-in overload relay - motor protection Electronic Cutt-off - Starter short circuit protection MCBS - Starter AC circuit protection <b>Power Requirement:</b> 3ph -5 wire system with 415V/50Hz, 15 Amps capacity - R/Y/B/N with grounded <b>Vicce:</b> Rugged mounting suitable for all alternators Dimensions - 900 x850 x 650mm (LBH)	Nos	4
2	<b>Radial Drill Machine</b> Drilling Capacity: 20mm Motor: 1 HP, 3-Phase Spindle Speed: 96-2600 RPM Spindle Travel: 150mm Table Size: 400x300mm Drill Chuck: 13mm Arbor Forward/Reverse Switch V-Belt Drive	Nos	4
3	<b>Digital Multimeter AC/DC</b> Measurement ranges: DC voltage, AC voltage, DC current, AC current, resistance, capacitance, frequency, and duty cycle. Accuracy: $\pm 0.5\%$ of the full scale reading. Resolution: 100 $\mu$ V for DC voltage and 1 $\mu$ A for DC current. Display: 4-digit backlit display. Features: Auto ranging, hold function, low battery indication, diode test function, and continuity checker. Safety: CAT III 1000 V. Other: Carrying case, test leads, and batteries.	Nos	4
4	<b>Alternator/Regulator Tester (Digital 24V)</b> Automatic testing of 12v and 24v regulators for pass or fail results. Accurately display the regulating voltage. Dynamic mode operation with regulators constantly switching on and off when under test. Ability to test regulators ranging from 6v to 32v. Capability to test various types of regulators including A circuit/B circuit, and DP type regulators. Not applicable for mechanical regulators. Active Lamp Function under fault conditions such as loss of stator/phase or battery sense lead or overvoltage, triggering a warning lamp and a relay to shed certain loads under demanding conditions In-built DFM (Digital Field Monitor) for replicating the field signal and informing the ECU of Alternator Loading	Nos	6

Ser No	Nomenclature	A/U	Qty
5	<b>Fast Battery Charger 24V (2 Batt) 30 Amp</b> Input Voltage: AC-220V-240VAC, 50Hz Output Voltage: 12V DC, 24V DC Charging Current: 12V DC - 5/10/20/40/60/80/100A, 24V DC - 5/10/20/40/60/80A Operating Temperature: 0°C to +40°C Protection: Output short circuit, Overload Cut-off, Reverse Polarity, Overheat Protection Battery Capacity: 35Ah - 500Ah Insulation Class: IP20 Cable Length: 1.90m Size: 28.0 x 10.0 x 6.0 cm Weight: 5kg approx.	Nos	6
6	<b>Portable Flood Light with Stand</b> Portability: The light tower should be highly portable with a maximum weight of 55 KG. Light Output: Must have output of a minimum of 20000 lumens. Dimmer Function: Should include a dimmer function allowing for adjustable brightness between 10% and 100%. Height: The height of the light tower should extend to a minimum of 3 meters. Tower Material: The tower should be constructed of durable aluminium. Battery Type & Charger: The light tower should be powered by a lithium-ion battery and come with a compatible 24V 20 AMP charger. Wind Support: The product should include a wind support mechanism for use in windy conditions. Charging Time: Full charging time should not exceed 12 hours. Wheel Size: The product should include at least 6" wheels for mobility. Mast Mechanism: Should incorporate a hand or foot pump mechanism for raising and lowering the mast. Battery Backup: Battery backup for a minimum of 7 hours. The product should come with a rain cover for the light.	Nos	2
7	<b>Master Tool Kit with Trolley (94 Tools)</b> The cabinet should contain a minimum of 6 drawers, each designed for a different aspect of maintenance or repair work. All drawers must be lockable to ensure the security of the tools. The cabinet and all tools must be constructed from high-quality, durable materials suitable for industrial use. The cabinet should be equipped with a Tool Rebel Roller Cabinet and foam inserts for tool organization. The cabinet should include a comprehensive set of screwdrivers, including slotted, Phillips, Pozidriv, and Stubby/carburetor screwdrivers in various sizes. The cabinet should include a Zyklop 1/4in ratchet set with various sockets and bit sockets, including TORX bit sockets with holding function in different sizes. The cabinet should include a set of Zyklop extensions, a universal joint, a wobble extension, and a screw gripper attachment. The cabinet should include a Joker combination wrench.	Nos	2
8	<b>Pneumatic Tool Installation (with Tool, Air Compressor &amp; Pipe 50 Mtr)</b> "Compressor Technology: Reciprocating Compressor Model Name/Number: SCPH-100P Discharge Pressure: 12 bar Air Tank Capacity: 500 Litre Power Source: AC Three Phase Air Quality Standard: Class I Cooling Method: Air Cooled Warranty: 1 year Motor Speed: 720 RPM Frequency: 50 Hz Voltage: 380 V Material: Mild Steel Free Air Delivery: 31 CFM Piston Displacement: 35.2 CFM "Pneumatic connection fitting for 50 meters with four takeoff points with - Brass valve - MS pipe - Rubberised pipe T-joint - Hexagonal nipple - Pipe clamps"	Set	1

Ser No	Nomenclature	A/U	Qty
9	<b>Crimping Machine</b> Hose I.D. Range: 12 mm to 80 mm Hose O.D. Range: 12 mm to 102 mm Opening Dia. (without Dies): 120 mm Accuracy: 0.01 mm Hydraulic Oil: Encllo 68 Power: 5 HP, 3 PH, 1440 RPM Standard Voltage: 375-420 V Frequency: 50 Hz Phases: 3 Number of Die Sets: 12 nos Hydraulic Tank Capacity: 75 Ltrs Crimping Force: 550 Tonne Die Length: 100 mm Dimension of Machine (L x W x H): 1000 x 800 x 1550 mm Weight of Machine: 700 Kg (Approx.) Control Panel: PLC Control HMI Display Panel (Digitally Controlled Stroke for Pre-setting of Crimped Dia.)	Nos	2
10	<b>Diagnostic Tool Heavy Duty with Laptop &amp; Printer</b> Voltage: 12V and 24V Supports all current and future vehicle interfaces based on Ethernet Can also be used to program control units. Must include a 2-channel oscilloscope, which can be used to measure voltages, resistances, and currents. PassThru interface for programming the control units on the portals of the vehicle manufacturer according to Euro 5/6 Works on any Windows PC Mobile and stable operation via powerful Bluetooth interface Up to three CAN and K-Line interfaces can be used at the same time Rugged construction for long-term everyday workshop use Measuring range: 200 mV- 60 VDC/30VAC Accuracy: $\pm 0.75$ % of measured value, plus $\pm 0.25$ % of measuring range AC frequency range: 10 Hz -100 kHz (-3 dB) Resistance measurement Measuring range: 100 $\Omega$ -1 M $\Omega$ Resolution: 0.1 $\Omega$ -1000 $\Omega$ (depending on the measuring range) Input resistance: >9 M $\Omega$ Three year software master package	Nos	2
11	<b>Diagnostic Eqpt along with Laptop &amp; Printer</b> Operating System: The device should run on Android 7.0 operating system or higher. Processor: The device should be equipped with a 1.3 GHz four-core processor or upgraded version for fast, reliable operation. Display: The device should have atleast 8-inch touch screen display with a resolution of atleast 1280 for precise details. Connector: The device should feature a push connector with a practical design for easy storage. VCI: The device should have a DBS car IV VCI with stable Bluetooth Connectivity. Interface: The device should have a Type C Interface. Memory: The device should have a minimum memory of 2GB. Storage: The device should have a storage capacity of 32GB or higher. Camera: The device should have a rear camera of 5 megapixels or higher.	Nos	3
12	<b>Chair Workstation</b> Chair Type: Revolving Back Type: Adjustable Arm Type: Fixed Arms No Of Wheels: 5 Single-position locking Synchro Tilt Mechanism with "Return-Prevention" facility. 5-prong Nylon High rise base twin wheeled Nylon castors. Adjustable Lumbar support Class IV gas lift as per DIN Standards. Fabric upholstery for seat & Nylon Mesh for Back. Twin Wheeled Nylon Castors: Provide smooth movement on hard surfaces. Class IV Gas Lift	Nos	10

Ser No	Nomenclature	A/U	Qty
13	<p><b>KPL Tester with Weighing Machine &amp; Printer &amp; Software</b>            Compatibility: Petrol and diesel cars/trucks.            Body Material: Stainless steel.            Capacity: 5 litres.            Display: Digital display shows fuel consumption.            Printer: User-friendly base printer unit with display.            Printer Page Size: L 255MM, W 215MM, H 205MM.</p>	Nos	6
14	<p><b>Fully Automatic MPFI Injector Tester with Electrical Part Testing</b>            Machine Type: The injector tester should be automatic, minimizing the need for manual operation.            Pulse: The tester should have a pulse range from 0 to 20.0 ms, with a step increment of 0.1 ms, allowing for precise control during injector testing.            Material: The tester should be constructed from high-quality, durable metal suitable for industrial use.            Length of Cable: The tester should have a cable length of approximately 7.2 meters, allowing for flexible use within a spacious area.            Cooling Mode: The tester should feature a recycle cooling mode for efficient temperature management during prolonged use.            Airflow: The tester should have an airflow capacity of 48 L/s, providing effective ventilation during operation.            Function: The tester should have a wet-dry function, providing versatility during different testing scenarios.</p>	Nos	2
15	<p><b>Part Cleaner</b>            Capacity: The cleaner should have a liquid capacity of 60 L.            Load Capacity: The load capacity of the cleaner should be 180 Kg.            Parts Washer Structure: The cleaner structure should be made of heavy-duty HD PE.            Controls: The cleaner should have a toggle switch control.            Pump Capacity: The cleaner should have a pump capacity of 19 LPM.            Adjustable Thermostat: The cleaner should have an adjustable thermostat in the range of 40 to 46 degrees Celsius.            Flow Control Timer: The cleaner should have a flow            Adjustable Thermostat: The cleaner should have an adjustable thermostat in the range of 40 to 46 degrees Celsius.            Flow Control Timer: The cleaner should have a flow control timer of 10 minutes.            Use Kerosene or Diesel as cleaning agent</p>	Nos	2
16	<p><b>Distilled Water Plant</b>            Capacity: The distilled water plant should have a production capacity of 4 liters per hour.            Operation: The plant should be electrically operated, reducing the need for manual operation and ensuring consistent performance.            Material: The distilled water plant should be constructed from high-quality stainless steel, which is durable and resistant to corrosion.</p>	Nos	2
17	<p><b>Tachometer</b>            Measurement: The tachometer should measure the rotational speed (RPM) with a high resolution. The measuring range should be wide, with high accuracy and quick measurement time.            Detecting Distance: The tachometer should have a long detecting distance up to 500 mm (20 inches) with Laser.            Resolution: The tachometer should have a resolution of 0.1 RPM (2.5 ~ 999.9 RPM) and 1 RPM (over 1,000 RPM).            Accuracy: The tachometer should have an accuracy of (0.05% + 1 digit).            Sampling Time: The sampling time of the tachometer should be 0.8 seconds (over 60 RPM).            Power: The tachometer should be powered by a 9V PP3 Battery.            Display: The tachometer should have a display of 5 digits, 18 mm (0.7 inch) LCD with Function Annunciation.            Testing Range: The tachometer should have a testing range of 2.5~99,999 RPM (rate/min).</p>	Nos	2

Ser No	Nomenclature	A/U	Qty
18	<p><b>Torque Wrench B Veh</b>            "Drive Size: 1/2"            Torque Range: 60-340 Nm            Torque Range (ft-lb): 51.6-258.1            Increment: 2 Nm            Weight: 1.785 kg            Ratcheting mechanism: Allows for precise torque settings.            Clicking mechanism: Sounds an audible click when the desired torque is reached."</p>	Nos	5
19	<p><b>Bench Grinder 6"</b>            Power and Construction: The grinding machine should be powerful, with a sturdy construction suitable for the toughest applications. It should feature a powerful induction motor for various working conditions and uses.            Housing and Base: The machine should have a compact die-cast housing with encapsulated ball bearings to keep the motor free of dust. It should also feature a robust and solid base for longevity and stable working conditions.            Spark Protection and Workpiece Supports: The machine should include large and easily adjustable spark protection glasses for safe and precise work, and sturdy adjustable workpiece supports for precision jobs.            Dust-protected On/Off Switch and Wheel Change: The machine should have a dust-protected on/off switch for a long lifetime and allow for easy wheel changes for efficient and easy work.            Grinding Wheel Specs and Power Input: The machine should have a grinding wheel diameter of 150 mm, no-load speed of 3000 rpm, and grinding wheel widths of 20 mm. The grit should be 24, 60 and the wheel bore 20 mm. The power input should be 350 W.</p>	Nos	3
20	<p><b>Hyd Trolley Jack</b>            Vehicle Service Type: The hydraulic jack should be suitable for servicing cars.            Material: The jack should be constructed from alloy steel, ensuring durability and long-term use.            Load Capacity: The jack should have a load capacity of 2.5 tons.            Maximum Lifting Height: The maximum lifting height of the jack should be 14 inches.            Brand: The jack should be of the brand "Jack Boss" or equivalent.            Mobility: The jack should be equipped with four 360-degree swivel casters for smoother operation.            Design: The jack should have a low profile design, allowing easy access under low-profile vehicles.            Safety Features: The jack should have a built-in safety valve and vent plug that activates automatically when the press is overloaded. The handle should be padded to protect the vehicle during lifting.</p>	Nos	4
21	<p><b>Gear Box Jack</b>            Capacity: The gear box jack should have a lifting capacity ranging from 1 to 10 tons.            Usage/Application: The jack should be suitable for heavy-duty vehicle lifting.            Material: The jack should be constructed from iron, ensuring durability and long-term use.            Color: The preferred color for the jack is red.            Size/Dimension: The size of the jack should be 25 mm.</p>	Nos	3
22	<p><b>Hydraulic Press</b>            Capacity: The hydraulic press should have a capacity of 25 tons.            Stroke: The hydraulic press should have a stroke of 175 mm.            Size: The length and breadth of the hydraulic press should be 850 x 300 mm.            Ram to Bed Minimum-Maximum: The minimum and maximum ram to bed distance should be 75 - 900 mm.            Weight: The weight of the machine should be approximately 350 kg.</p>	Nos	2

Ser No	Nomenclature	AU	Qty
23	<b>Portable Welding Machine</b> Power: 220V, 50/60Hz Output Current: 20-215A Input Current: 14-22A Voltage Range: 20-24V IGBT Circuit: Yes Weight: upto 4 kg Usable Electrode: 2mm, 3.15mm Cable Length: 2-20m 2mm ROD can be used for: 10-12 hours 3.15mm ROD can be used for: 6-8 hours Accessories: Electrode Holder & Earthing Clamp	Nos	5
24	<b>Angle Iron Cutter</b> Power: 2,200W Cutting Disc Diameter: 355 mm No Load Speed: 3,800 rpm Weight: upto 16 kg Accessories: 1 cutting disc Robust base for stability and precision cutting Dust extraction port for clean working environment Soft start for smooth operation Overload protection for safety	Nos	5
25	<b>Grinder</b> Power Source: Corded electric Motor Type: 750-watt Maximum Rotational Speed: 11,000 RPM Ergonomics: Palm-fit grip and round shape grip Dust Protection: Dust proof air inlet and cotton thread head Speed Pre-selection: Yes Switch Type: Paddle Weight: 2 kg 90 g Dimensions: 36 x 12.5 x 12.5 cm Material: Microfiber	Nos	10
26	<b>Electric Drill Machine</b> Chuck Size: 10mm Speed: 0-2900 rpm Standard Accessory: 1-Piece Drill, 1-Piece Check key Variable speed control for precise drilling Reversible function for driving screws or removing broken screws Includes 1-piece drill and 1-piece check key	Nos	5
27	<b>Cordless Impact Wrench</b> Voltage: 18V Breakaway Torque: 1627nm No Load Speed: 0-400/1200/1900 rpm Impacts per minute: 0-2400ipm Max. Bolt Diameter: M24 Tool Holder: 3/4" (19mm) Weight: 3.26kg Length * Height: 224*278mm 3 torque settings for different applications High breakaway torque for loosening stubborn bolts Variable speed control for precise torque High impact rate for fast loosening Compact and lightweight design for easy handling	Nos	05

Ser No	Nomenclature	A/U	Qty
28	<p><b>64 Pcs Mech Tool Kit</b></p> <p>Number of pieces: 64            Sizes: Metric: 4mm, 4.5mm, 5mm, 5.5mm, 6mm, 7mm, 8mm, 9mm, 10mm, 11mm, 12mm, 13mm, 14mm            SAE: 5/32, 3/16, 7/32, 1/4, 9/32, 5/16, 11/32, 3/8, 7/16, 1/2, 9/16            Materials:            Sockets: Chrome-vanadium steel            Ratchet: Chrome-vanadium steel            Hex keys: Chrome-vanadium steel            Bits: S2 steel            Finish: Polished chrome            Features:            Quick-release switch            Reversible design            Sturdy storage case</p>	Nos	10
29	<p><b>Auto Electrical Kit</b></p> <p>46-Piece Socket Set            Material: Steel            Hexagonal Sockets: 4, 4.5, 5, 5.5, 6, 7, 8, 9, 10, 11, 12, 13, and 14 mm            Socket Accessories:            Extension Bar: A 743 and A753            Universal Joint: A 773            Sliding T Bar: A 733            Flexible Extension Bar: A 763            Ratchet Handle: A 715            Spinner Handle: A 704            Hexagonal Bits: 3, 4, 5, 6, 7, and 8 mm            Flat Tip Bits: 4, 5.5, and 7 mm            Phillips Bits: PH1, PH2, and PH3            Torx Tip Bits: T8, T10, T15, T20, T25, T30, and T40            Pozidriv Bits: PZ1, PZ2, and PZ3            Hex Allen Keys: 1.27, 1.5, 2, and 2.5 mm            Ergonomic handles for comfort and control            Sturdy storage case for easy transportation and storage</p>	Nos	05
30	<p><b>Impact Socket Set</b></p> <p>Material and Construction: The socket set should be constructed of heavy-duty drop-forged premium chrome vanadium steel, with each piece being of high-grade impact quality.            Finish: The sockets should have a black phosphate coating for maximum durability, and may also have a black oxide finish or chrome finish.            Design: The socket set should feature a 6-point hex design to prevent round-off on nuts and bolts under high torque exertion and hammering stress.            Sizes: The deep well socket sizes should include - 10, 11, 12, 13, 14, 15, 16, 17, 18, 19, 20, 21, 22, 23, 24 mm.            Drive System: The drive system should be hex.            Power Source: The socket set should be hand powered.            Compatible Fastener Range: The compatible fastener range should be 0.5 inches.            Number of Pieces: The set should include 15 pieces.</p>	Nos	05
31	<p><b>Workbench</b>  <b>(MS Frame with Switches, Lights &amp; Instrument shelf 6x2x6)</b></p> <p>Usage/Application: The workbench should be suitable for industrial and laboratory applications.            Material: The workbench should be constructed from mild steel.            Color: The preferred colors for the workbench are grey, white, green, etc.            Finish: The workbench should have a polished finish.            Loading Capacity: The workbench should have a loading capacity between 50 and 450 kg.            Height: The height of the workbench should be upto 4 feet.            Width: The width of the workbench should be between 6 and 8 feet.            Depth: The depth of the workbench should be 2.5 feet.            Design: The workbench should be of a complete modular system with an ergonomic design, sturdy framework, convenient storages, adjustable shelves, and a lighting provision. It should have a CRCA sheet frame with tool holding area and storage for utilities.</p>	Nos	6

Ser No	Nomenclature	U	Qty
32	<p><b>3 Shelf Cart</b>            Dimensions: The cart should measure 18 x 48 x 94 cm.            Material: The cart should be made from a combination of carbon and stainless steel for durability and ease of maintenance.            Tube Diameter: The diameter of the tubes used in the cart's construction should be 25 mm.            Shelves: The cart should have three shelves for storing and transporting items.            Load Capacity: The cart should have a load capacity ranging from 20 to 350 kg, allowing it to handle a variety of items.</p>	Nos	09
33	<p><b>Clampon Meter (AC/DC)</b>            T-RMS measurement            Auto ranging            NCV (non-contact voltage) detection            Backlit LCD display            Jaw size: 33mm            Range of measurements:            -AC Voltage: 0-6/60/600/750V            -DC Voltage: 0-6/60/600/1000V            -AC Current: 0-60/600A            -DC Current: 0-60/600A            -Resistance: 0-600/6K/60K/600K/6M/40M Ohms            -Capacitance: 60nF/600nF/6uF/60uF/600uF/6mF/30mF            -Frequency: 0-10/100/1K/10K/100K/1M/10MHz            -Temperature: -20°C to 1000°C            -Diode &amp; Continuity test            Accuracy:            -AC Voltage: ± (0.5%+3)            -DC Voltage: ± (0.8%+3)            -AC Current: ± (2%+30)            -DC Current: ± (2%+30)            -Resistance: ± (0.8%+3)            -Capacitance: ± (3.5%+20)            -Frequency: ± (0.1%+3)            -Temperature: ± (1.0%+5)</p>	Nos	05
34	<p><b>Insect Killer for wksp floor</b>            Use: The insect killers should be suitable for use in workshop for killing different types of insects.            Design: The design should be 4 side open for maximum attraction for the flying insects.            Construction: The insect killers should be manufactured using premium quality components and progressive technology in sync with industry norms.            Installation: The insect killers should be easy to install.            Maintenance: The insect killers should require minimal maintenance.            Durability: The insect killers should be highly durable.            Features: The insect killer should have a large extractable tray for easy cleaning and maintenance. It should be capable of being used as a Glue board insect killer.            Waterproof: The insect killer should be waterproof with a rating of IPX4.</p>	Nos	05
35	<p><b>LED Inspection Light with charger, magnetic base &amp; hook</b>            Power Source: Battery powered            Light Source Type: LED            Material: Aluminium            Number of Batteries: 1 Lithium Ion batteries            Battery Type: Lithium-Ion            Style: Compact            Finish Type: Powder Coated</p>	Nos	10

**HQ CE (P) Dantak Enq No 30003/DTK/19TF/ENQ-36/E3ES dt 28 Dec 2023**

Ser No	Nomenclature	A/U	Qty
36	<b>Paint Spray Gun High Pressure Volume with Swivel Joint</b> Power: 400W Copper Armature Paint Reservoir: atleast 800mL Max Flow: upto 800mL/min Corded Electric HVLP (High Volume Low Pressure) technology for smooth, even application 3 spray patterns (horizontal, vertical, and circular) Adjustable air flow control	Nos	02
37	<b>Wooden Workshop Table</b> Material: The table should be primarily made of wood, ensuring durability and sturdiness. Surface: The table surface should be covered with Sunmica (laminite), providing a smooth, easy-to-clean, and resistant work surface. Dimensions: The table should have dimensions of 48" in length, 24" in width, and 30" in height.	Nos	20
38	<b>EDC Tester for BS III &amp; BS IV Fuel Injection Pump</b> Automation Grade: Automatic Power Source: Electric Voltage: 220V Frequency: 50 Hz	Nos	01

Registration No. of FirmTIN No. of FirmFirm SealFax & Tele No.


(APS Chauhan)  
Lt Col  
SO -1 (Res)  
for Chief Engineer

Contd.....17/-


**TECHNICAL BID ('T' BID)****HQ CE (P) Dantak Eng No 30003/DTK/19TF/ENQ-36/E3ES dt 28 Dec 2023****(As per Clause Para 5)**

PARTICULAR OF FIRM		
SER NO	ITEMS	DETAILS
1.	Name of firms	
2.	Legal Status of the firm	Individual company (Incorporated un-incorporated)/ Partnership firm/ public limited
3.	Address	
4.	Contact Telephone, Mobile & Fax No	
5.	E-mail address	
6.	GSTIN No	
7.	PAN No	
8.	Registration details :-	
	(a) Registration/Enlistment No.	
	(b) With whom registered /enlisted	
	(c) Letter ref under which registered/enlisted.(Enclose copy)	
9.	EMD (For unregistered consignor / firm only) EMD in the form of cheque is not acceptable. EMD be submitted in the form of Fixed Deposit Receipt or Bank Guarantee only	Amount <b>Rs 1,32,800/-</b> Fixed Deposit Receipt or Bank Guarantee Number _____ Dated : _____
Date		(Signature of authorized rep of firm with seal)

**Note:-**

- Firm enlisted with HQ CE (Project) Dantak need not enclose photocopy of GSTIN No, PAN No and copy of letters reference under which registered. Rest all firms should enclose relevant photocopies.
- Firms should enclose all relevant documents as mentioned under Para 5 of this Enquiry in addition to the above details, failing which the firm will be rejected during 'T' Bid evaluation.

(Signature of consignor)

  
(APS Chauhan)  
Lt Col  
SO-1 (Res)  
for Chief Engineer

**PRICE BID ('Q' BID)****HQ CE (P) Dantak Enq No 30003/DTK/19TF/ENQ-36/E3ES dt 28 Dec 2023**

Ser No	Nomenclature	A/U	Qty	Basic Price (Unit price)	Freight Charges	Total Amt
<b>504 SS&amp;TC (GREF), Phuentsholing, Bhutan</b>						
1	<b>Auto Electric Test Bench</b> Instrumentation: 3 independent ammeters - 0-200 amps DC, (For Alternator, Starter and Battery) 1 common voltmeter - 0-100 V DC <b>Drive:</b> 5Hp, 1440 RPM 3Phase foot-mounted induction motor Protected with Circuit Motors <b>Protection:</b> Main MCB Complete Test Bench protection Built-in overload relay - motor protection Electronic Cutt-off - Starter short circuit protection MCBS - Starter AC circuit protection <b>Power Requirement:</b> 3ph -5 wire system with 415V/50Hz, 15 Amps capacity - R/Y/B/N with grounded <b>Vicce:</b> Rugged mounting suitable for all alternators Dimensions - 900 x850 x 650mm (LBH)	Nos	4			
2	<b>Radial Drill Machine</b> Drilling Capacity: 20mm Motor: 1 HP, 3-Phase Spindle Speed: 96-2600 RPM Spindle Travel: 150mm Table Size: 400x300mm Drill Chuck: 13mm Arbor Forward/Reverse Switch V-Belt Drive	Nos	4			
3	<b>Digital Multimeter AC/DC</b> Measurement ranges: DC voltage, AC voltage, DC current, AC current, resistance, capacitance, frequency, and duty cycle. Accuracy: $\pm 0.5\%$ of the full scale reading. Resolution: 100 $\mu$ V for DC voltage and 1 $\mu$ A for DC current. Display: 4-digit backlit display. Features: Auto ranging, hold function, low battery indication, diode test function, and continuity checker. Safety: CAT III 1000 V. Other: Carrying case, test leads, and batteries.	Nos	4			
4	<b>Alternator/Regulator Tester (Digital 24V)</b> Automatic testing of 12v and 24v regulators for pass or fail results. Accurately display the regulating voltage. Dynamic mode operation with regulators constantly switching on and off when under test. Ability to test regulators ranging from 6v to 32v. Capability to test various types of regulators including A circuit/B circuit, and DP type regulators. Not applicable for mechanical regulators. Active Lamp Function under fault conditions such as loss of stator/phase or battery sense lead or overvoltage, triggering a warning lamp and a relay to shed certain loads under demanding conditions In-built DFM (Digital Field Monitor) for replicating the field signal and informing the ECU of Alternator Loading	Nos	6			

**HQ CE (P) Dantak Eng No 30003/DTK/19TF/ENQ-36/E3ES dt 28 Dec 2023**

Ser No	Nomenclature	A/U	Qty	Basic Price (Unit price)	Freight Charges	Total Amt
5	<b>Fast Battery Charger 24V (2 Batt) 30 Amp</b>  Input Voltage: AC-220V-240VAC, 50Hz Output Voltage: 12V DC, 24V DC Charging Current: 12V DC - 5/10/20/40/60/80/100A, 24V DC - 5/10/20/40/60/80A Operating Temperature: 0°C to +40°C Protection: Output short circuit, Overload Cut-off, Reverse Polarity, Overheat Protection Battery Capacity: 35Ah - 500Ah Insulation Class: IP20 Cable Length: 1.90m Size: 28.0 x 10.0 x 6.0 cm, Weight: 5kg approx.	Nos	6			
6	<b>Portable Flood Light with Stand</b> Portability: The light tower should be highly portable with a maximum weight of 55 KG. Light Output: Must have output of a minimum of 20000 lumens. Dimmer Function: Should include a dimmer function allowing for adjustable brightness between 10% and 100%. Height: The height of the light tower should extend to a minimum of 3 meters. Tower Material: The tower should be constructed of durable aluminium. Battery Type & Charger: The light tower should be powered by a lithium-ion battery and come with a compatible 24V 20 AMP charger. Wind Support: The product should include a wind support mechanism for use in windy conditions. Charging Time: Full charging time should not exceed 12 hours. Wheel Size: The product should include at least 6" wheels for mobility. Mast Mechanism: Should incorporate a hand or foot pump mechanism for raising and lowering the mast. Battery Backup: Battery backup for a minimum of 7 hours. The product should come with a rain cover for the light.	Nos	2			
7	<b>Master Tool Kit with Trolley (94 Tools)</b> The cabinet should contain a minimum of 6 drawers, each designed for a different aspect of maintenance or repair work. All drawers must be lockable to ensure the security of the tools. The cabinet and all tools must be constructed from high-quality, durable materials suitable for industrial use. The cabinet should be equipped with a Tool Rebel Roller Cabinet and foam inserts for tool organization. The cabinet should include a comprehensive set of screwdrivers, including slotted, Phillips, Pozidriv, and Stubby/carburetor screwdrivers in various sizes. The cabinet should include a Zyklop 1/4in ratchet set with various sockets and bit sockets, including TORX bit sockets with holding function in different sizes. The cabinet should include a set of Zyklop extensions, a universal joint, a wobble extension, and a screw gripper attachment. The cabinet should include a Joker combination wrench.	Nos	2			
8	<b>Pneumatic Tool Installation (with Tool, Air Compressor &amp; Pipe 50 Mtr)</b> "Compressor Technology: Reciprocating Compressor Model Name/Number: SCPH-100P Discharge Pressure: 12 bar Air Tank Capacity: 500 Litre Power Source: AC Three Phase Air Quality Standard: Class I Cooling Method: Air Cooled Warranty: 1 year Motor Speed: 720 RPM Frequency: 50 Hz Voltage: 380 V Material: Mild Steel Free Air Delivery: 31 CFM Piston Displacement: 35.2 CFM" "Pneumatic connection fitting for 50 meters with four takeoff points with - Brass valve - MS pipe - Rubberised pipe T-joint - Hexagonal nipple, - Pipe clamps"	Set	1			

**HQ CE (P) Dantak Eng No 30003/DTK/19TF/ENQ-36/E3ES dt 28 Dec 2023**

Ser No	Nomenclature	A/U	Qty	Basic Price (Unit price)	Freight Charges	Total Amt
9	<b>Crimping Machine</b> Hose I.D. Range: 12 mm to 80 mm Hose O.D. Range: 12 mm to 102 mm Opening Dia. (without Dies): 120 mm Accuracy: 0.01 mm Hydraulic Oil: Encl 68 Power: 5 HP, 3 PH, 1440 RPM Standard Voltage: 375-420 V Frequency: 50 Hz Phases: 3 Number of Die Sets: 12 nos Hydraulic Tank Capacity: 75 Ltrs Crimping Force: 550 Tonne Die Length: 100 mm Dimension of Machine (L x W x H): 1000 x 800 x 1550 mm Weight of Machine: 700 Kg (Approx.) Control Panel: PLC Control HMI Display Panel (Digitally Controlled Stroke for Pre-setting of Crimped Dia.)	Nos	2			
10	<b>Diagnostic Tool Heavy Duty with Laptop &amp; Printer</b> Voltage: 12V and 24V Supports all current and future vehicle interfaces based on Ethernet Can also be used to program control units. Must include a 2-channel oscilloscope, which can be used to measure voltages, resistances, and currents. PassThru interface for programming the control units on the portals of the vehicle manufacturer according to Euro 5/6 Works on any Windows PC Mobile and stable operation via powerful Bluetooth interface Up to three CAN and K-Line interfaces can be used at the same time Rugged construction for long-term everyday workshop use Measuring range: 200 mV- 60 VDC/30VAC Accuracy: $\pm 0.75$ % of measured value, plus $\pm 0.25$ % of measuring range AC frequency range: 10 Hz -100 kHz (-3 dB) Resistance measurement Measuring range: 100 $\Omega$ -1 M $\Omega$ Resolution: 0.1 $\Omega$ -1000 $\Omega$ (depending on the measuring range) Input resistance: >9 M $\Omega$ Three year software master package	Nos	2			
11	<b>Diagnostic Eqpt along with Laptop &amp; Printer</b> Operating System: The device should run on Android 7.0 operating system or higher. Processor: The device should be equipped with a 1.3 GHz four-core processor or upgraded version for fast, reliable operation. Display: The device should have atleast 8-inch touch screen display with a resolution of atleast 1280 for precise details. Connector: The device should feature a push connector with a practical design for easy storage. VC: The device should have a DBS car IV VCI with stable Bluetooth Connectivity. Interface: The device should have a Type C Interface. Memory: The device should have a minimum memory of 2GB. Storage: The device should have a storage capacity of 32GB or higher. Camera: The device should have a rear camera of 5 megapixels or higher.	Nos	3			

**HQ CE (P) Dantak Enq No 30003/DTK/19TF/ENQ-36/E3ES dt 28 Dec 2023**

Ser No	Nomenclature	A/U	Qty	Basic Price (Unit price)	Freight Charges	Total Amt
12	<b>Chair Workstation</b> Chair Type: Revolving Back Type: Adjustable Arm Type: Fixed Arms No Of Wheels: 5 Single-position locking Synchro Tilt Mechanism with "Return-Prevention" facility. 5-prong Nylon High rise base twin wheeled Nylon castors. Adjustable Lumbar support Class IV gas lift as per DIN Standards. Fabric upholstery for seat & Nylon Mesh for Back. Twin Wheeled Nylon Castors: Provide smooth movement on hard surfaces. Class IV Gas Lift	Nos	10			
13	<b>KPL Tester with Weighing Machine &amp; Printer &amp; Software</b> Compatibility: Petrol and diesel cars/trucks. Body Material: Stainless steel. Capacity: 5 litres. Display: Digital display shows fuel consumption. Printer: User-friendly base printer unit with display. Printer Page Size: L 255MM, W 215MM, H 205MM.	Nos	6			
14	<b>Fully Automatic MPFI Injector Tester with Electrical Part Testing</b> Machine Type: The injector tester should be automatic, minimizing the need for manual operation. Pulse: The tester should have a pulse range from 0 to 20.0 ms, with a step increment of 0.1 ms, allowing for precise control during injector testing. Material: The tester should be constructed from high-quality, durable metal suitable for industrial use. Length of Cable: The tester should have a cable length of approximately 7.2 meters, allowing for flexible use within a spacious area. Cooling Mode: The tester should feature a recycle cooling mode for efficient temperature management during prolonged use. Airflow: The tester should have an airflow capacity of 48 L/s, providing effective ventilation during operation. Function: The tester should have a wet-dry function, providing versatility during different testing scenarios.	Nos	2			
15	<b>Part Cleaner</b> Capacity: The cleaner should have a liquid capacity of 60 L. Load Capacity: The load capacity of the cleaner should be 180 Kg. Parts Washer Structure: The cleaner structure should be made of heavy-duty HD PE. Controls: The cleaner should have a toggle switch control. Pump Capacity: The cleaner should have a pump capacity of 19 LPM. Adjustable Thermostat: The cleaner should have an adjustable thermostat in the range of 40 to 46 degrees Celsius. Flow Control Timer: The cleaner should have a flow Adjustable Thermostat: The cleaner should have an adjustable thermostat in the range of 40 to 46 degrees Celsius. Flow Control Timer: The cleaner should have a flow control timer of 10 minutes. Use Kerosene or Diesel as cleaning agent	Nos	2			

**HQ CE (P) Dantak Eng No 30003/DTK/19TF/ENQ-36/E3ES dt 28 Dec 2023**

Ser No	Nomenclature	A/U	Qty	Basic Price (Unit price)	Freight Charges	Total Amt
16	<p><b>Distilled Water Plant</b></p> <p>Capacity: The distilled water plant should have a production capacity of 4 liters per hour.</p> <p>Operation: The plant should be electrically operated, reducing the need for manual operation and ensuring consistent performance.</p> <p>Material: The distilled water plant should be constructed from high-quality stainless steel, which is durable and resistant to corrosion.</p>	Nos	2			
17	<p><b>Tachometer</b></p> <p>Measurement: The tachometer should measure the rotational speed (RPM) with a high resolution. The measuring range should be wide, with high accuracy and quick measurement time.</p> <p>Detecting Distance: The tachometer should have a long detecting distance up to 500 mm (20 inches) with Laser.</p> <p>Resolution: The tachometer should have a resolution of 0.1 RPM (2.5 ~ 999.9 RPM) and 1 RPM (over 1,000 RPM).</p> <p>Accuracy: The tachometer should have an accuracy of (0.05% + 1 digit).</p> <p>Sampling Time: The sampling time of the tachometer should be 0.8 seconds (over 60 RPM).</p> <p>Power: The tachometer should be powered by a 9V PP3 Battery.</p> <p>Display: The tachometer should have a display of 5 digits, 18 mm (0.7 inch) LCD with Function Annunciation.</p> <p>Testing Range: The tachometer should have a testing range of 2.5~99,999 RPM (rate/min).</p>	Nos	2			
18	<p><b>Torque Wrench B Veh</b></p> <p>"Drive Size: 1/2"</p> <p>Torque Range: 60-340 Nm</p> <p>Torque Range (ft-lb): 51.6-258.1</p> <p>Increment: 2 Nm, Weight: 1.785 kg</p> <p>Ratcheting mechanism: Allows for precise torque settings.</p> <p>Clicking mechanism: Sounds an audible click when the desired torque is reached."</p>	Nos	5			
19	<p><b>Bench Grinder 6"</b></p> <p>Power and Construction: The grinding machine should be powerful, with a sturdy construction suitable for the toughest applications. It should feature a powerful induction motor for various working conditions and uses.</p> <p>Housing and Base: The machine should have a compact die-cast housing with encapsulated ball bearings to keep the motor free of dust. It should also feature a robust and solid base for longevity and stable working conditions.</p> <p>Spark Protection and Workpiece Supports: The machine should include large and easily adjustable spark protection glasses for safe and precise work, and sturdy adjustable workpiece supports for precision jobs.</p> <p>Dust-protected On/Off Switch and Wheel Change: The machine should have a dust-protected on/off switch for a long lifetime and allow for easy wheel changes for efficient and easy work.</p> <p>Grinding Wheel Specs and Power Input: The machine should have a grinding wheel diameter of 150 mm, no-load speed of 3000 rpm, and grinding wheel widths of 20 mm. The grit should be 24, 60 and the wheel bore 20 mm. The power input should be 350 W.</p>	Nos	3			
20	<p><b>Hyd Trolley Jack</b></p> <p>Vehicle Service Type: The hydraulic jack should be suitable for servicing cars.</p> <p>Material: The jack should be constructed from alloy steel, ensuring durability and long-term use.</p> <p>Load Capacity: The jack should have a load capacity of 2.5 tons.</p> <p>Maximum Lifting Height: The maximum lifting height of the jack should be 14 inches.</p> <p>Brand: The jack should be of the brand "Jack Boss" or equivalent.</p> <p>Mobility: The jack should be equipped with four 360-degree swivel casters for smoother operation.</p> <p>Design: The jack should have a low profile design, allowing easy access under low-profile vehicles.</p> <p>Safety Features: The jack should have a built-in safety valve and vent plug that activates automatically when the press is overloaded. The handle should be padded to protect the vehicle during lifting.</p>	Nos	4			

**HQ CE (P) Dantak Eng No 30003/DTK/19TF/ENQ-36/E3ES dt 28 Dec 2023**

Ser No	Nomenclature	AU	Qty	Basic Price	Freight Charges	Total Amt
				(Unit price)		
21	<b>Gear Box Jack</b> Capacity: The gear box jack should have a lifting capacity ranging from 1 to 10 tons. Usage/Application: The jack should be suitable for heavy-duty vehicle lifting. Material: The jack should be constructed from iron, ensuring durability and long-term use. Color: The preferred color for the jack is red. Size/Dimension: The size of the jack should be 25 mm.	Nos	3			
22	<b>Hydraulic Press</b> Capacity: The hydraulic press should have a capacity of 25 tons. Stroke: The hydraulic press should have a stroke of 175 mm. Size: The length and breadth of the hydraulic press should be 850 x 300 mm. Ram to Bed Minimum-Maximum: The minimum and maximum ram to bed distance should be 75 - 900 mm. Weight: The weight of the machine should be approximately 350 kg.	Nos	2			
23	<b>Portable Welding Machine</b> Power: 220V, 50/60Hz Output Current: 20-215A Input Current: 14-22A Voltage Range: 20-24V IGBT Circuit: Yes Weight: upto 4 kg Usable Electrode: 2mm, 3.15mm Cable Length: 2-20m 2mm ROD can be used for: 10-12 hours 3.15mm ROD can be used for: 6-8 hours Accessories: Electrode Holder & Earthing Clamp	Nos	6			
24 <sup>o</sup>	<b>Angle Iron Cutter</b> Power: 2,200W Cutting Disc Diameter: 355 mm No Load Speed: 3,800 rpm Weight: upto 16 kg Accessories: 1 cutting disc Robust base for stability and precision cutting Dust extraction port for clean working environment Soft start for smooth operation Overload protection for safety	Nos	5			
25	<b>Grinder</b> Power Source: Corded electric Motor Type: 750-watt Maximum Rotational Speed: 11,000 RPM Ergonomics: Palm-fit grip and round shape grip Dust Protection: Dust proof air inlet and cotton thread head Speed Pre-selection: Yes Switch Type: Paddle Weight: 2 kg 90 g Dimensions: 36 x 12.5 x 12.5 cm Material: Microfiber	Nos	10			
26	<b>Electric Drill Machine</b> Chuck Size: 10mm Speed: 0-2900 rpm Standard Accessory: 1-Piece Drill, 1-Piece Check key Variable speed control for precise drilling Reversible function for driving screws or removing broken screws Includes 1-piece drill and 1-piece check key	Nos	5			

**HQ CE (P) Dantak Eng No 30003/DTK/19TF/ENQ-36/E3ES dt 28 Dec 2023**


Ser No	Nomenclature	A/U	Qty	Basic Price (Unit price)	Freight Charges	Total Amt
27	<b>Cordless Impact Wrench</b> Voltage: 18V Breakaway Torque: 1627nm No Load Speed: 0-400/1200/1900 rpm Impacts per minute: 0-2400ipm Max. Bolt Diameter: M24 Tool Holder: 3/4" (19mm) Weight: 3.26kg Length * Height: 224*278mm 3 torque settings for different applications High breakaway torque for loosening stubborn bolts Variable speed control for precise torque High impact rate for fast loosening Compact and lightweight design for easy handling	Nos	05			
28	<b>64 Pcs Mech Tool Kit</b> Number of pieces: 64 Sizes: Metric: 4mm, 4.5mm, 5mm, 5.5mm, 6mm, 7mm, 8mm, 9mm, 10mm, 11mm, 12mm, 13mm, 14mm SAE: 5/32, 3/16, 7/32, 1/4, 9/32, 5/16, 11/32, 3/8, 7/16, 1/2, 9/16 Materials: Sockets: Chrome-vanadium steel Ratchet: Chrome-vanadium steel Hex keys: Chrome-vanadium steel Bits: S2 steel Finish: Polished chrome Features: Quick-release switch Reversible design Sturdy storage case	Nos	10			
29	<b>Auto Electrical Kit</b> 46-Piece Socket Set Material: Steel Hexagonal Sockets: 4, 4.5, 5, 5.5, 6, 7, 8, 9, 10, 11, 12, 13, and 14 mm Socket Accessories: Extension Bar: A 743 and A753 Universal Joint: A 773 Sliding T Bar: A 733 Flexible Extension Bar: A 763 Ratchet Handle: A 715 Spinner Handle: A 704 Hexagonal Bits: 3, 4, 5, 6, 7, and 8 mm Flat Tip Bits: 4, 5.5, and 7 mm Phillips Bits: PH1, PH2, and PH3 Torx Tip Bits: T8, T10, T15, T20, T25, T30, and T40 Pozidriv Bits: PZ1, PZ2, and PZ3 Hex Allen Keys: 1.27, 1.5, 2, and 2.5 mm Ergonomic handles for comfort and control Sturdy storage case for easy transportation and storage	Nos	05			
30	<b>Impact Socket Set</b> Material and Construction: The socket set should be constructed of heavy-duty drop-forged premium chrome vanadium steel, with each piece being of high-grade impact quality. Finish: The sockets should have a black phosphate coating for maximum durability, and may also have a black oxide finish or chrome finish. Design: The socket set should feature a 6-point hex design to prevent round-off on nuts and bolts under high torque exertion and hammering stress. Sizes: The deep well socket sizes should include - 10, 11, 12, 13, 14, 15, 16, 17, 18, 19, 20, 21, 22, 23, 24 mm. Drive System: The drive system should be hex. Power Source: The socket set should be hand powered. Compatible Fastener Range: The compatible fastener range should be 0.5 inches. Number of Pieces: The set should include 15 pieces.	Nos	05			

Ser No	Nomenclature	A/U	Qt	Basic Price (Unit price)	Freight Charges	Total Amt
31	<p><b>Workbench</b></p> <p><b>(MS Frame with Switches, Lights &amp; Instrument shelf 6x2x6)</b>  Usage/Application: The workbench should be suitable for industrial and laboratory applications.  Material: The workbench should be constructed from mild steel.  Color: The preferred colors for the workbench are grey, white, green, etc.  Finish: The workbench should have a polished finish.  Loading Capacity: The workbench should have a loading capacity between 50 and 450 kg.  Height: The height of the workbench should be upto 4 feet.  Width: The width of the workbench should be between 6 and 8 feet.  Depth: The depth of the workbench should be 2.5 feet.  Design: The workbench should be of a complete modular system with an ergonomic design, sturdy framework, convenient storages, adjustable shelves, and a lighting provision. It should have a CRCA sheet frame with tool holding area and storage for utilities.</p>	NOS	0			
32	<p><b>3 Shelf Cart</b></p> <p>Dimensions: The cart should measure 18 x 48 x 94 cm.  Material: The cart should be made from a combination of carbon and stainless steel for durability and ease of maintenance.  Tube Diameter: The diameter of the tubes used in the cart's construction should be 25 mm.  Shelves: The cart should have three shelves for storing and transporting items.  Load Capacity: The cart should have a load capacity ranging from 20 to 350 kg, allowing it to handle a variety of items.</p>	Nos	09			
33	<p><b>Clampon Meter (AC/DC)</b></p> <p>T-RMS measurement  Auto ranging  NCV (non-contact voltage) detection  Backlit LCD display  Jaw size: 33mm  Range of measurements:  -AC Voltage: 0-6/60/600/750V  -DC Voltage: 0-6/60/600/1000V  -AC Current: 0-60/600A  -DC Current: 0-60/600A  -Resistance: 0-600/6K/60K/600K/6M/40M Ohms  -Capacitance: 60nF/600nF/6uF/60uF/600uF/6mF/30mF  -Frequency: 0-10/100/1K/10K/100K/1M/10MHz  -Temperature: -20°C to 1000°C  -Diode &amp; Continuity test  Accuracy:  -AC Voltage: ± (0.5%+3)  -DC Voltage: ± (0.8%+3)  -AC Current: ± (2%+30)  -DC Current: ± (2%+30)  -Resistance: ± (0.8%+3)  -Capacitance: ± (3.5%+20)  -Frequency: ± (0.1%+3)  -Temperature: ± (1.0%+5)</p>	Nos	05			
34	<p><b>Insect Killer for wksp floor</b></p> <p>Use: The insect killers should be suitable for use in workshop for killing different types of insects.  Design: The design should be 4 side open for maximum attraction for the flying insects.  Construction: The insect killers should be manufactured using premium quality components and progressive technology in sync with industry norms.  Installation: The insect killers should be easy to install.  Maintenance: The insect killers should require minimal maintenance.  Durability: The insect killers should be highly durable.  Features: The insect killer should have a large extractable tray for easy cleaning and maintenance. It should be capable of being used as a Glue board insect killer.  Waterproof: The insect killer should be waterproof with a rating of IPX4.</p>	Nos	05			

**HQ CE (P) Dantak Eng No 30003/DTK/19TF/ENQ-36/E3ES dt 28 Dec 2023**

Ser No	Nomenclature	A/U	Qty	Basic Price (Unit price)	Freight Charges	Total Amt
35	<b>LED Inspection Light with charger, magnetic base &amp; hook</b> Power Source: Battery powered Light Source Type: LED Material: Aluminium Number of Batteries: 1 Lithium Ion batteries Battery Type: Lithium-Ion Style: Compact Finish Type: Powder Coated	Nos	10			
36	<b>Paint Spray Gun High Pressure Volume with Swivel Joint</b> Power: 400W Copper Armature Paint Reservoir: atleast 800mL Max Flow: upto 800mL/min Corded Electric HVLP (High Volume Low Pressure) technology for smooth, even application 3 spray patterns (horizontal, vertical, and circular) Adjustable air flow control	Nos	02			
37	<b>Wooden Workshop Table</b> Material: The table should be primarily made of wood, ensuring durability and sturdiness. Surface: The table surface should be covered with Sunmica (laminated), providing a smooth, easy-to-clean, and resistant work surface. Dimensions: The table should have dimensions of 48" in length, 24" in width, and 30" in height.	Nos	20			
38	<b>EDC Tester for BS III &amp; BS IV Fuel Injection Pump</b> Automation Grade: Automatic Power Source: Electric Voltage: 220V Frequency: 50 Hz	Nos	01			

Registration No. of Firm  
TIN No. of Firm  
Firm Seal  
Fax & Tele No.

  
(APS Chauhan)  
Lt Col  
SO -1 (Res)  
for Chief Engineer

**EMD BANK GUARANTEE FORMAT**  
**HQ CE (P) Dantak Enq No 30003/DTK/19TF/ENQ-36/E3ES dt 28 Dec 2023**

Whereas .....(hereinafter called the "Bidder") has submitted their offer against enquiry No 30003/DTK/19TF/ENQ- /E3ES dated \_\_\_/\_\_\_/2023 for the supply of stores (hereinafter called the "Bid") against the Buyer's Request for proposal No 30003/DTK/19TF/SO- /E3ES dated \_\_\_/ /2023 KNOW ALL MEN by these presents that we .....of.....having our registered office at.....are bound unto.....(hereinafter called the "Buyer) in the sum of .....for which payment will and truly to be made to the said Buyer, the Bank binds itself, its successors and assigns by these presents. Sealed with the Common Seal of the said Bank this ..... day of \_\_\_/\_\_\_/ie 2023.

The conditions of obligations are:-

1. If the Bidder withdraws or amends, impairs or derogates from the Bid in any respect within the period of validity of this tender.
2. If the Bidder having been notified of the acceptance of his tender by the Buyer during the period of its validity.
3. If the Bidder fails to furnish the Performance Bank Guarantee for the due performance of the supply order.
4. Fails or refuses to accept/execute the supply order.

WE undertake to pay the Buyer up to the above amount upon receipt of its first written demand, without the Buyer having to substantiate its demand, provided that in its demand the Buyer will note that the amount claimed by it is due to it owing to the occurrence of one or both the two conditions, specifying the occurred condition or conditions. This guarantee will remain in force upto and including 90 days after the period of tender validity and any demand in respect thereof should reach the Bank not later than the above date.

.....  
.....  
.....  
.....

(Signature of the authorized officer of the Bank)  
Name and designation of the officer  
Seal, name & address of the Bank and address of the Branch

**PERFORMANCE BANK GUARANTEE FORMAT**

**HQ CE (P) Dantak Enq No 30003/DTK/19TF/ENQ-36/E3ES dt 28 Dec 2023**

**From:**  
**Bank** \_\_\_\_\_

To,  
.....  
.....  
.....  
.....

Dear Sir,

1. Whereas you have entered into a supply order No 30003/DTK/19TF/SO- /E3ES dated \_\_\_\_/\_\_\_\_/2023 (hereinafter referred to as the said supply order) with \_\_\_\_\_, hereinafter referred to as the "seller/consignor" for supply of goods as per Part-II of the said supply order to the said seller/consignor and whereas the Seller/consignor has undertaken to produce a bank guarantee for (5%) of total supply order value amounting to \_\_\_\_\_ to secure its obligations to the HQ CE (P) Dantak. We the \_\_\_\_\_ bank hereby expressly, irrevocably and unreservedly undertake and guarantee as principal obligors on behalf of the seller/consignor that, in the event that the HQ CE (P) Dantak declares to us that the goods have not been supplied according to the performance obligations under the aforementioned supply order, we will pay you, on demand and without demur, all and any sum up to a maximum of \_\_\_\_\_ (Rupees \_\_\_\_\_ only). Your written demand shall be conclusive evidence to us that such repayment is due under the terms of the said supply order. We undertake to effect payment upon receipt of such written demand.

2. We shall not be discharged or released from this undertaking and guarantee by any arrangements, variations made between you and the Seller/consignor, indulgence to the Seller/consignor by you, or by any alterations in the obligations of the Seller/consignor or by any forbearance whether as to payment, time performance or otherwise.

3. In no case shall the amount of this guarantee be increased.

4. This guarantee shall remain valid for ..... months from the date of acceptance of consignment in India/Bhutan or until all the store, spares and documentation have been supplied according to the performance obligations under the said supply order at the destination FOR.

6. Unless a demand or claim under this guarantee is made on us in writing or on before the aforesaid expiry date as provided in the above referred supply order or unless this guarantee is extended by us, all your rights under this guarantee shall be forfeited and we shall be discharged from the liabilities hereunder.

7. This guarantee shall be a continuing guarantee and shall not be discharged by and change in the constitution of the Bank or in the constitution of M/s \_\_\_\_\_.

2

**FORMAT OF CERTIFICATE OF ACCEPTANCE****HQ CE (P) Dantak Enq No 30003/DTK/19TF/ENQ-36/E3ES dt 28 Dec 2023****CERTIFICATE OF ACCEPTANCE**

1. Certified that the M/s \_\_\_\_\_, hereby accepts the supply order No 30003/DTK/19TF/SO- \_\_\_\_\_/E3ES dated \_\_\_\_/\_\_\_\_/2023 of the against enquiry No 30003/DTK/19TF/ENQ-\_\_\_\_/E3ES dated \_\_\_\_/\_\_\_\_/2023 as per the supply order assigned to them and handed over the same to HQ CE (P) Dantak at \_\_\_\_\_ hours, on this \_\_\_\_ day of the month \_\_\_\_ in the year two thousand and Twenty Three.
2. The the list of liabilities as on date is placed at annexure to this certificate.
3. Signed on \_\_\_\_ Day of \_\_\_\_ Two Thousand and Twenty Three.

\_\_\_\_\_  
 REP  
 FOR AND ON BEHALF OF  
 THE CHIEF ENGINEER PROJECT DANTAK

\_\_\_\_\_  
 REP OF  
 M/s \_\_\_\_\_

Note. This certificate of acceptance will remain in force till the validity of supply order.

